

WEB SITE



[Official Site]

www.padico.co.jp

New arrivals, product information, etc.



[English Site]

<https://www.padico.co.jp/en/>

Official English Site



[Movie List]

<https://www.padico.co.jp/movie/>

Videos on how to create artworks and use products

SNS



 @PADICO_JP

New arrivals, discontinued products, campaigns, and short videos



 @jewellabyrinth

Instagram dedicated to resin crafts, including works and how to make them



 @PADICOpadico

PADICO Official Facebook



 @padico

Information by fax or email and how to make your work

New Products

2023 November

PADICO New Products

Birthstone Colors & Mineral Resin Molds



This year's limited edition Jewel Color Sets are the 12-month birthstone color sets.

And now, a new taffect mold with beautiful brilliance has been developed.

The first molds to be introduced using this technology are 12 small minerals.

Let's create realistic mineral accessories in resin.

Birthstone color
×
Mineral mold



Birthstone colors are highly transparent, and colors are brightly presented.



Limited Editions

Launch on November 17th, 2023

One product in the birthstone colors of January through June and another in the birthstone colors of July through December, in beautiful transparent clear colors.




3ml mini bottle with a fine nozzle



Fine nozzle adjusts the amount of liquid to prevent the color from becoming too dark.



Focus on transparency to achieve clear color



- Set in the birthstone colors of January through June
- Realistic mineral colors reproduced
- Transpernt clear color set

- Set in the birthstone colors of July through December
- Realistic mineral colors reproduced
- Transpernt clear color set

Jewel Color Birthstone Color Set <1-6>
1,680 JPY without tax
Item #: 403376
JAN: 4902498733766

Jewel Color Birthstone Color Set <7-12>
1,680 JPY without tax
Item #: 403377
JAN: 4902498733773

Common information for all types
1 pc / 6 colors as a set, 3ml each in a bottle / Gross weight: 70g
Botte size: 18 mm in a dimeter x 44 mm height / Packaging size: W118 x H136 x D26 mm



Resin shines beautifully with Tafrect Mold

PADICO has developed a plastic material to make resin molds.



About new plastic material 「Tafrect」

In 2023, PADICO developed "Tafrect" a plastic raw material for resin molds. This fall, we will release "Tafrect Mold," a mold made of this™ tafrect material.

This mold was finally created in the pursue of the best plastic material for UV-LED resin molds.

The heat resistance temperature, a weak point of previous soft molds, has been increased. Mold softening and whitening caused by heat during resin curing is suppressed. The durability is greatly improved with less deterioration when removed from the mold.

As a special feature, it is now possible to form molds with underparts by injection molding, which was not possible with resins other than silicone.

Compared to silicone molds, production costs and the time can be significantly reduced, resulting in an easy-to-use, beautifully finished mold.

The latest technical process enabled us to make a mold with a shape close to that of the original. More detailed and realistic shapes can be reproduced with molds.

This is the beginning of PADICO's unique and exclusive brand development.

Trial and error by a team of engineers

After many trials and several years of research by engineers, "tafrect" was developed.



5 features of Tafrect Mold

- Beautiful shine as if coated with resin
- Highly resistant to curing heat
- Reduced deterioration and improved durability
- Reproduce complex and realistic shapes
- More resistant to dust than silicone

Launch on November 17th, 2023

The first tafrect molds are shapes of minerals.
The small sized accessory molds can produce realistic looking minerals.

features

- Produces beautiful, shiny, almost real-looking mineral stones Design registration pending
- Newly developed resin "tafrect" for improved heat resistance and durability
- Resistant to resin curing heat and does not whiten
- Gives a beautiful finish as if coated with resin
- Dust and dirt resistant properties compared to silicone molds



Beautiful shine without coating

beautiful shine high durability high resistance to curing heat


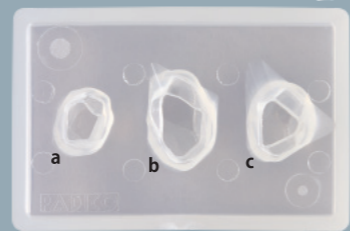
How to use

1. Pour resin into a mold.
 2. Cure the mold under UV-LED lamp.
 3. Allow the mold to cool for 2 to 3 min. before removing it from the mold.
- Leave a gap in the dose contact area near the spout for easy removal.
 - Easy to remove by adding ethanol for disinfection or resin cleaner.

Common information for all types
1 pc / color:translucent
Material: Thermoplastic resin
Gross weight: 10g (mold 7g)
Mold size: W60 mm x H40 mm x D12 mm
Packaging size: W80 x H138 x D13 mm
Upper temperature limit: 100~120°C / Cold temperature limit: -20°C
Storage condition: Place out of direct sunlight.
Made in Japan

Resins available
UV-LED resin
2 component epoxy resin

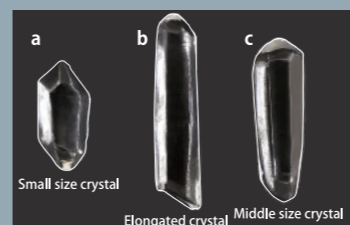

Please scan this QR code to see the 360 degree rotation video.



*The photo above is approximate original size.

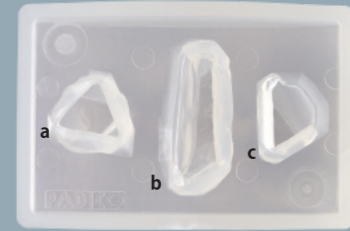
Tafrect Mold <Mineral A>

700 JPY without tax
Item #: 403378
JAN: 4902498733780




Tafrect Mold <Mineral B>

700 JPY without tax
Item #: 403379
JAN: 4902498733797



Tafrect Mold <Mineral C>

700 JPY without tax
Item #: 403380
JAN: 4902498733803



Tafrect Mold <Mineral D>

700 JPY without tax
Item #: 403381
JAN: 4902498733810



1月 Garnet

Deep red, accessories with a strong presence



Birthstone color × Mineral mold

2月 Amethyst

Deep purple color, darker even with a single drop
Compatible color with fascinating minerals



3月 Aquamarine

The clear and gentle sky color is soothing.



4月 Morganite

Morganite is the new birthstone for April.
It is a light, elegant pink with a calm tone.





5月 Emerald Green

Bright colors with excellent transparency
It is the best color for expressing the color of the sea.

6月 Alexandrite

Blue-green color with a slightly subdued tone
Very beautiful with a perfect shade of neutral color



7月 Ruby

Ruby is more red than pink.
Passionate red is the perfect color for cute accessories.

8月 Peridot

Beautiful transparent light yellowish green
Works well with gold color.





9月 Sapphire

Slightly calm tone of blue
Can express mineral stones that are not too bright.

10月 Green Tourmaline

Deep green color
Thick green is the perfect color for accessories worn by adults.



11月 Topaz

Beige with a sense of transparency
It is a basic beige color, but it creates elegant accessories.



12月 Tanzanite

Blue-purple in color
this accessory has good color and presence.

Emerald green colored ore earrings

The beautiful emerald green color of these earrings is eye-catching. A perfect combination of gold and green, these mineral stone resin earrings are ideal for adults.



Materials/Tools

- UV-LED Resin Star Drop Hard
- Jewel Color Birthstone Color Set <1-6>
- Tafrect Mold <Mineral D>
- UV-LED Lamp
- Handy Heater
- Mixing Palette
- Mixing Stick
- Shading Case
- Resin Cleaner (ethanol diluted 2x with water)
- Permanent maker pen<Gold>
- Straight pipe accessory parts
- Eyebolts
- Eye pins
- Earing parts
- Pin Vise
- Tweezers
- Pliers
- Nippers



Put 3 drops of emerald green into star drop resin.



Mix it well with a stick.




Use a handy heater to remove air bubbles.



Place in a case to prevent exposed to light and cool it down.




Pour the green resin into the mineral D-a mold.




Cure it under UV-LED lamp.




Cool it down first, then soak the cleaner between the mold and the resin to make it easier to remove.



Use a pin vise to make a hole.



Put resin on the eyebolt and insert it into the drilled hole to cure and adhere by light.



Paint the top of the part with a gold pen and let it dry.



Connect the parts through 9 pins in a straight pipe.



Connect earrings and fittings.

Tanzanite colored mineral necklace

The blue-purple color is exquisite and attractive.
Simple but cute accessory in combination with clear.



Materials/Tools

- UV-LED Resin Star Drop Hard
- Jewel Color Birthstone Color Set <7-12>
- Tafrect Mold <Mineral D>
- UV-LED Lamp
- Handy Heater
- Mixing Palette
- Mixing Stick
- Shading Case
- Resin Cleaner
- (ethanol diluted 2x with water)
- Pearl beads
- Neck chain
- T pins
- Eye pins
- Jump rings
- Earing parts
- Pin Vise
- Tweezers
- Pliers
- Nippers



Put drops of tanzanite color into star drop resin.



Mix it well with a stick.



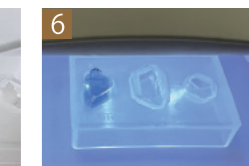
Use a handy heater to remove air bubbles.



Place in a case to prevent exposed to light and cool it down.




Pour the green resin into the mineral D-a mold.



Cure it under UV-LED lamp.



Cool it down first, then soak the cleaner between the mold and the resin to make it easier to remove.



Make a same shaped ore with clear color resin.



Fasten the pearl beads through T-pins.



Drill holes in the same position in the two stones.



Pass 9 pin through the hole and round the tip. Then, attach a pearl to it with a jump ring.



Connect the stone to the neck chain with a jump ring.

Release on November 17th, 2023

Jewel Color Mixing Palette for colored resin has been renewed.
Palettes for making large quantities of colored resins are now available in three sizes.

features

- The size-S can contain up to 10g of resin, the size-M up to 30g, and the size-L up to 60g.
- This palette has a scale for liquid volume.
- Holder can be used for color mixing pan.
- Unlike silicone, this palette is dust resistant.


Design registration pending

Utility model registration pending

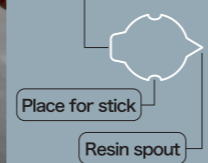
*The scale is for reference only and varies depending on the specific gravity of the liquid.

*When keeping resin in the palette, cover the entire palette with aluminum foil to shade.

The shape is designed diagonally to prevent dripping resin.



Holder with color mixing pan



S size

The size-S palette can fit a shading case. (sold separately).



*Photo is not full size.

Jewel Color Mixing Palette<S size>

400 JPY without tax
Item #: 403382
JAN: 4902498733827

3 palettes in a set
Palette weight: 1.7g
Palette size: W73×H52×D20mm
Packaging size: W90×H150×D21mm




M size



Jewel Color Mixing Palette<M size>

400 JPY without tax
Item #: 403383
JAN: 4902498733834

2 palettes in a set
Palette weight: 2.5g
Palette size: W90×H64×D27mm
Packaging size: W111×H160×D28mm



L size



Jewel Color Mixing Palette<L size>

400 JPY without tax
Item #: 403384
JAN: 4902498733841

2 palettes in a set
Palette weight: 4.7g
Palette size: W114×H80×D34mm
Packaging size: W131×H180×D35mm



- Existing pallet sizes will be discontinued while stocks last.
- The size closest to the existing pallet is size S.

Release on November 17th, 2023

New stir stick that prevents air bubbles is released.

features

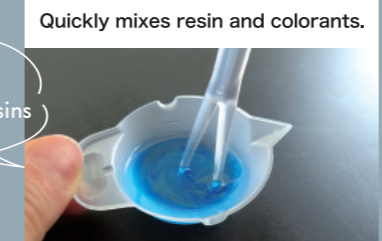
- Can mix colors quickly.
- Unique design shape prevents air bubbles.
- Has a spatula to scrape out resin.

Design registration pending

Utility model registration pending

*There are bubbles in the handle due to product formation, but this does not affect the strength of the product.

Good for mixing two-component resins



Quickly mixes resin and colorants.

Two specially shaped sticks prevent air bubbles when mixing the resin.




The spatula makes it easy to pour out the resin.

The flat shape of the spatula makes it easy to quickly mix and remove resin out.

Clear and easy to see

Unique design shape reduces air bubbles!



Mix with a normal shaped mixing stick

Mix with Stir Stick

(in-house comparison)

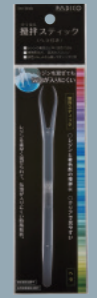
Stir Stick

<Use the back end as spatula>


400 JPY without tax
Item #: 403385
JAN: 4902498733858

1 pc
Stick weight: 4.5g
Stick size: W15×H160×D7mm
Packaging size: W60×H232×D8mm

Color: Clear / material: thermoplastic resin
Upper temperature limit: 80°C
Cold temperature limit: -20°C
Storage condition: Place out of direct sunlight.
Made in Japan



Stir Stick
[Front] [Side]



spatula
*Photo is not full size.

Scheduled to be launched in January 2024


18 LEDs, large size and powerful lamp, ideal for resin.

features

- 18 UV-LEDs, cures resin evenly and firmly.
- Hybrid curing unit, compatible for LED 405nm & 365 nm.
- The light's beam coverage is approximately 4 times wider than that of a handy light and can be used for large molds.
- 18 mm thin tablet type for convenient storage.
- Can be used stationary with a retractable stand.
- Has automatic 30 seconds and 60 seconds timer.

*Because LED light emits yellow light unlike normal blue light, so the light may be perceived as strong.

- Press the button once to turn it into a 30 seconds timer, press it twice to 60 second timer, and three times to turn the timer off.



Comes with a digital counter that shows the number of seconds!

18 LEDs are arranged in an array to provide a wide light range.

Contents

- UV Smart Wide Light (main)
- USB cable (1m)
- Warranty

6-month warranty from the time of purchase. Keep it in a safe place.

A separate DC5V≒2.1A USB power adapter or mobile battery with USB-A port output terminal is required.
 *DC5.0V≒1A power adapter may result in uncured due to insufficient power.
 *Not compatible with power supply from PC, and PD charger and some high-speed chargers.

Compatible Resins ○ UV Resin
 ○ UV-LED Resin

UV-LED Smart Wide Light
 Hybrid curing unit, compatible for LED 405nm & 365 nm.
 3,900 JPY without tax
 Item #: 403388
 JAN: 4902498733859
 1 pc



LED Lights Wavelength 405nm+365nm
 Power Supply DC5V≒2.1A~3.0A
 Power 24W(Max)
 Varies depending on the power adapter
 Material ABS, PC
 Timing function 30/60 seconds
 Unit color White
 Main unit weight 220g
 Gross weight 310g
 Packaging size W170×H265×D25mm
 Unit size W229×H136×D18mm
 Irradiation area W210mm×D140×H50mm
 (Max. stand height: 58mm)



Large size LED light so multiple molds can be exposed at the same time.

